COVID-19 DAILY STATISTICS

RUTHERFORD COUNTY

Data Source: Foothills Health District

JUNE 8, 2020

Total Tested		2,734
Total Negative Tests		2,176
Total Pending Tests		358
Total Positive Tests		**200**
Households Affected		125
Quarantined at Home		21
Quarantined at Hospital		9
Ages (25-49)	2	
Ages (50-64)	4	
Ages (65+)	3	
Total Active Positives		**30**
Out of Quarantine		163
Deceased - Total		7

Female	107
Male	93

Ages (0-17)	15
Ages (18-24)	20
Ages (25-49)	66
Ages (50-64)	60
Ages (65+)	39

28018 (Bostic)	7
28040 (Ellenboro)	11
28043 (Forest City)	51
28114 (Mooresboro)	11
28139 (Rutherfordton)	70
28160 (Spindale)	35
28167 (Union Mills)	12
28746 (Lake Lure)	3

American Indian	2
Black	66
Hispanic	14
White	118

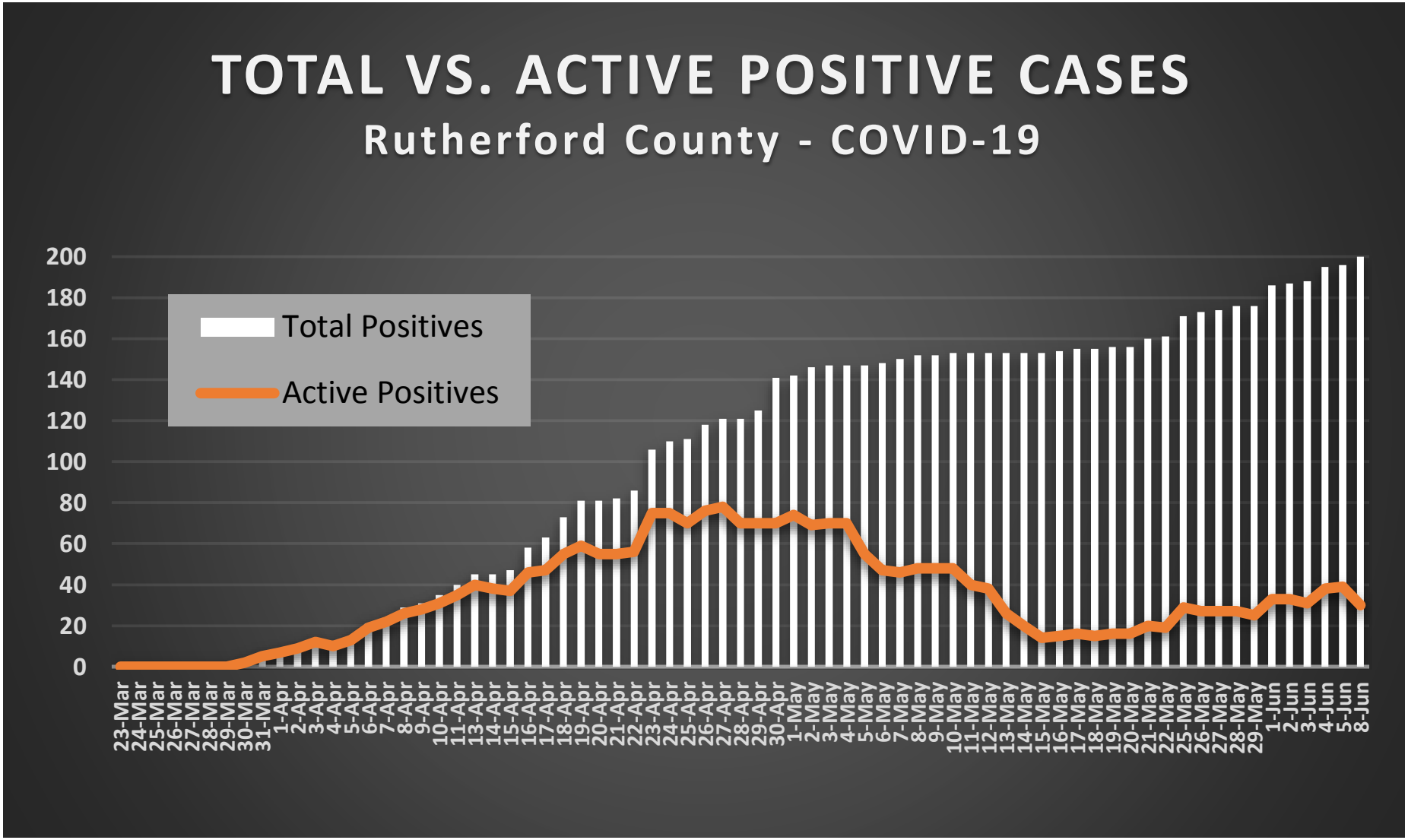
TOTAL VS. ACTIVE POSITIVE CASES
Rutherford County - COVID-19
Total Positives
Active Positives
200
180
160
140
120
100
80
60
40
20
0
23-Mar
24-Mar
25-Mar
26-Mar
27-Mar
28-Mar
29-Mar
30-Mar
31-Mar
1-Apr
2-Apr
3-Apr
4-Apr
5-Apr
6-Apr
7-Apr
8-Apr
9-Apr
10-Apr
11-Apr
13-Apr
14-Apr
15-Apr
16-Apr
17-Apr
18-Apr
19-Apr
20-Apr
21-Apr
22-Apr
23-Apr
24-Apr
25-Apr
26-Apr
27-Apr
28-Apr
29-Apr
30-Apr
1-May
2-May
3-May
4-May
5-May
6-May
7-May
8-May
9-May
10-May
11-May
12-May
13-May
14-May
15-May
16-May
17-May
18-May
19-May
20-May
21-May
22-May
25-May
26-May
27-May
28-May
29-May
1-Jun
2-Jun
3-Jun
4-Jun
5-Jun
8-Jun

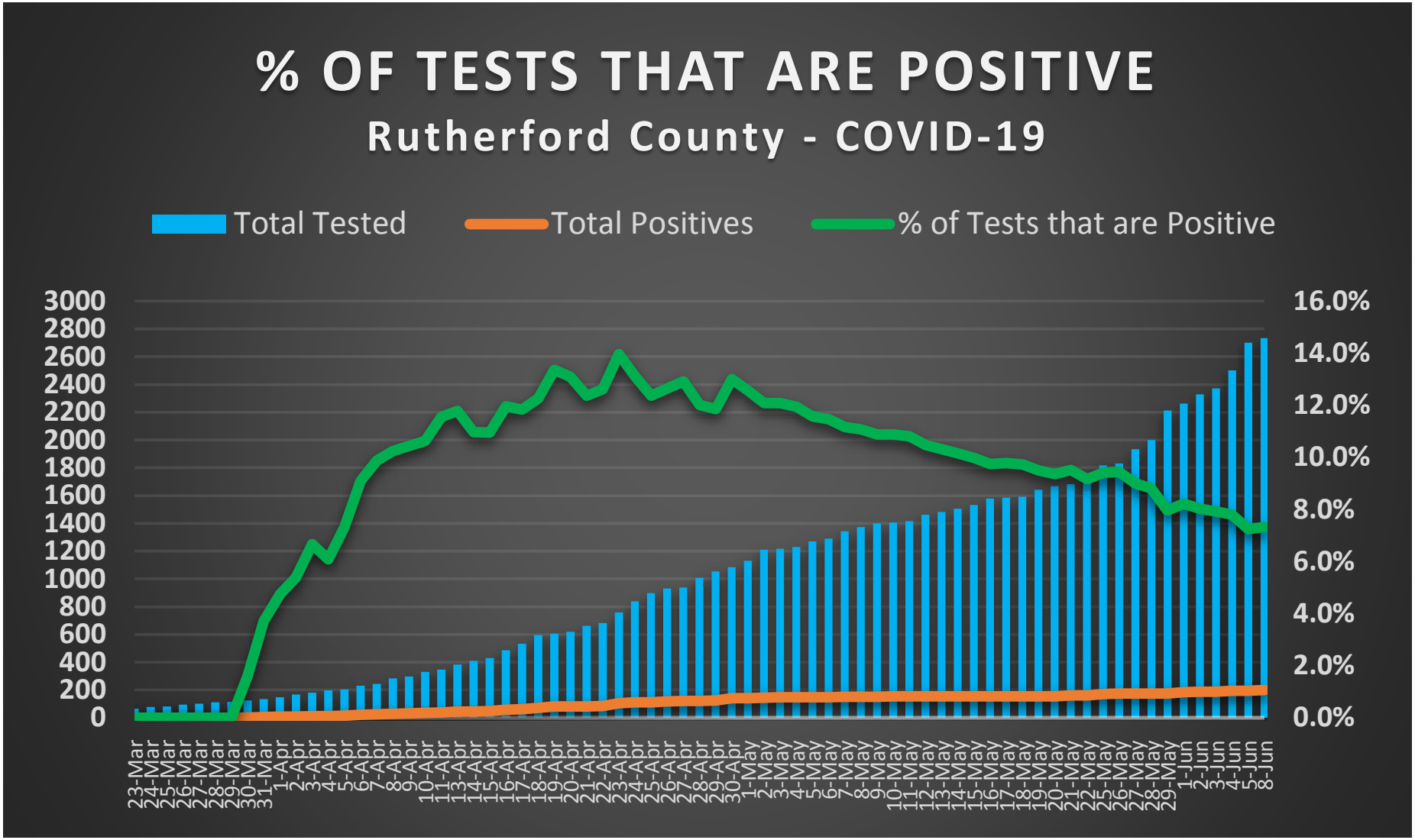
% OF TESTS THAT ARE POSITIVE
Rutherford County - COVID-19
Total Tested
Total Positives
% of Tests that are Positive
3000
2800
2600
2400
2200
2000
1800
1600
1400
1200
1000
800
600
400
200
0
16.0%
14.0%
12.0%
10.0%
8.0%
6.0%
4.0%
2.0%
0.0%
23-Mar
24-Mar
25-Mar
26-Mar
27-Mar
28-Mar
29-Mar
30-Mar
31-Mar
1-Apr
2-Apr
3-Apr
4-Apr
5-Apr
6-Apr
7-Apr
8-Apr
9-Apr
10-Apr
11-Apr
13-Apr
14-Apr
15-Apr
16-Apr
17-Apr
18-Apr
19-Apr
20-Apr
21-Apr
22-Apr
23-Apr
24-Apr
25-Apr
26-Apr
27-Apr
28-Apr
29-Apr
30-Apr
1-May
2-May
3-May
4-May
5-May
6-May
7-May
8-May
9-May
10-May
11-May
12-May
13-May
14-May
15-May
16-May
17-May
18-May
19-May
20-May
21-May
22-May
25-May
26-May
27-May
28-May
29-May
1-Jun
2-Jun
3-Jun
4-Jun
5-Jun
8-Jun

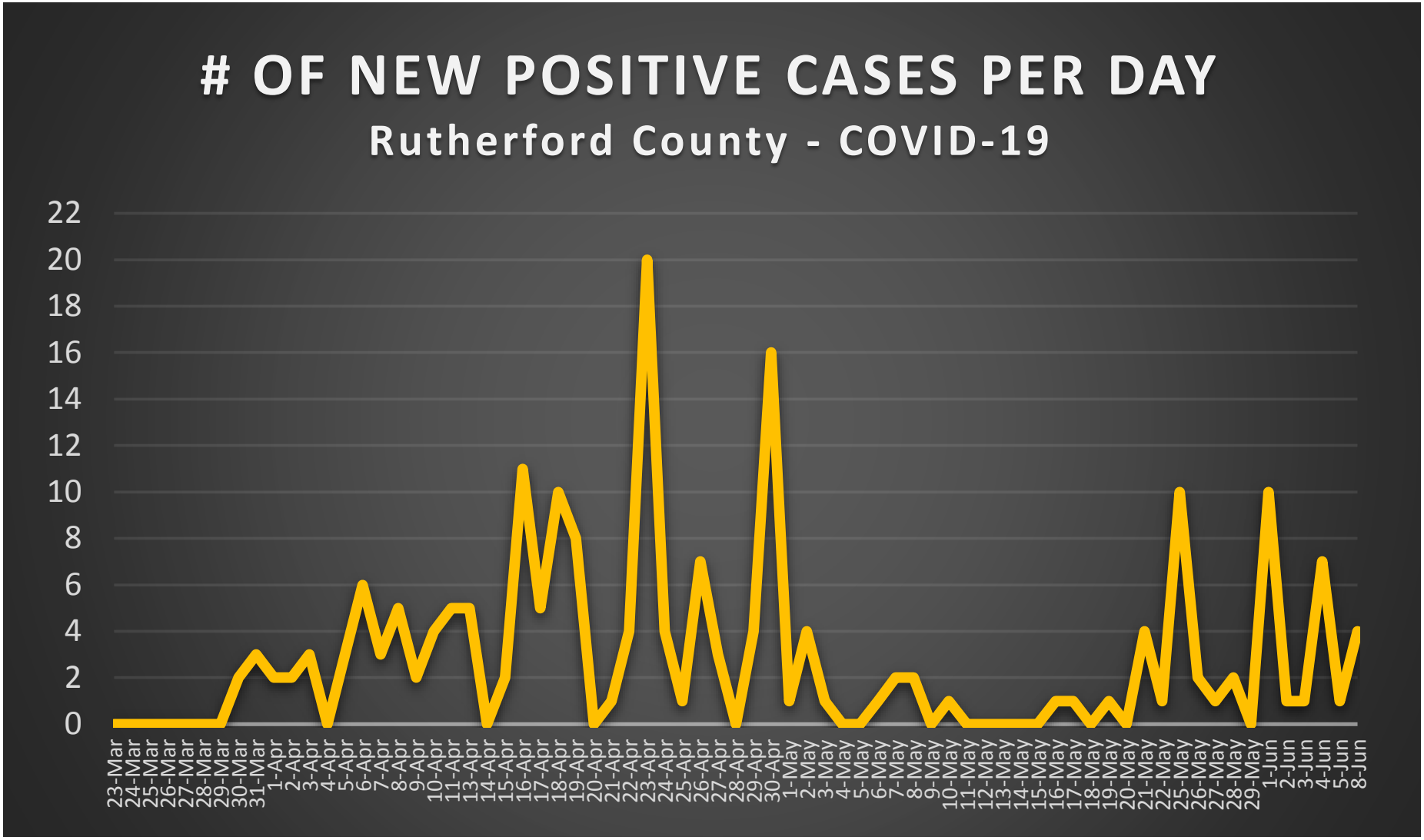
OF NEW POSITIVE CASES PER DAY
Rutherford County - COVID-19
22
20
18
16
14
12
10
8
6
4
2
0
23-Mar
24-Mar
25-Mar
26-Mar
27-Mar
28-Mar
29-Mar
30-Mar
31-Mar
1-Apr
2-Apr
3-Apr
4-Apr
5-Apr
6-Apr
7-Apr
8-Apr
9-Apr
10-Apr
11-Apr
13-Apr
14-Apr
15-Apr
16-Apr
17-Apr
18-Apr
19-Apr
20-Apr
21-Apr
22-Apr
23-Apr
24-Apr
25-Apr
26-Apr
27-Apr
28-Apr
29-Apr
30-Apr
1-May
2-May
3-May
4-May
5-May
6-May
7-May
8-May
9-May
10-May
11-May
12-May
13-May
14-May
15-May
16-May
17-May
18-May
19-May
20-May
21-May
22-May
25-May
26-May
27-May
28-May
29-May
1-Jun
2-Jun
3-Jun
4-Jun
5-Jun
8-Jun

STATUS OF POSITIVE CASES

Rutherford County - COVID-19

Updated: 06-08-20

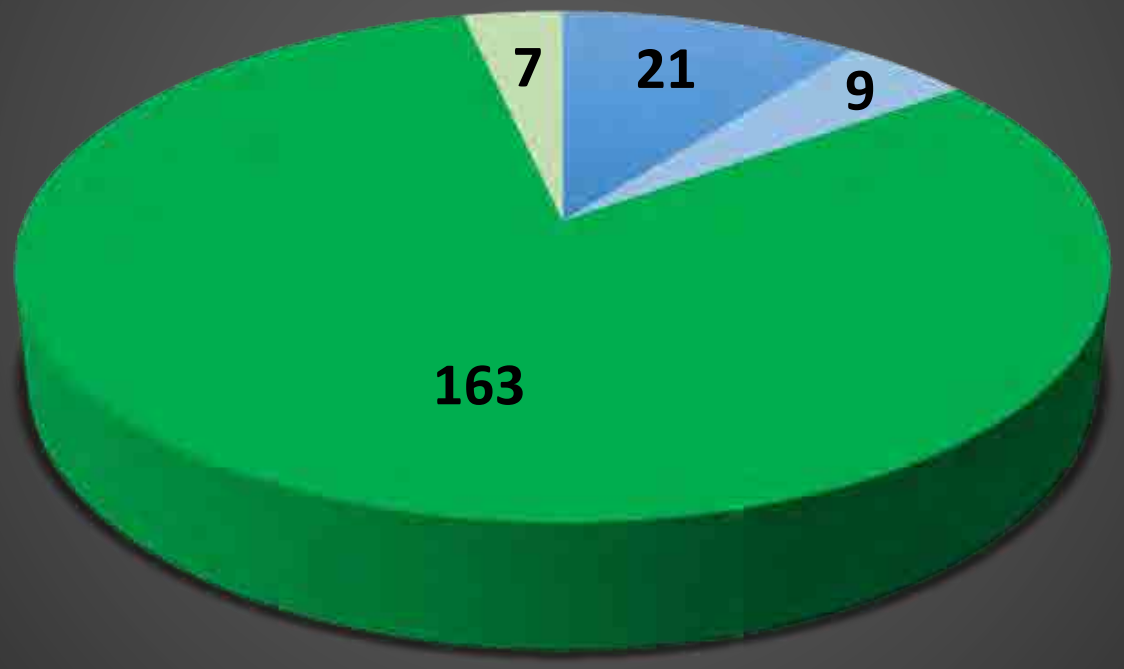

Quarantined Hospitalized Out of Quartantine Deceased

CURRENT HOSPITALIZATIONS

Rutherford County - COVID-19

Updated: 06-08-20

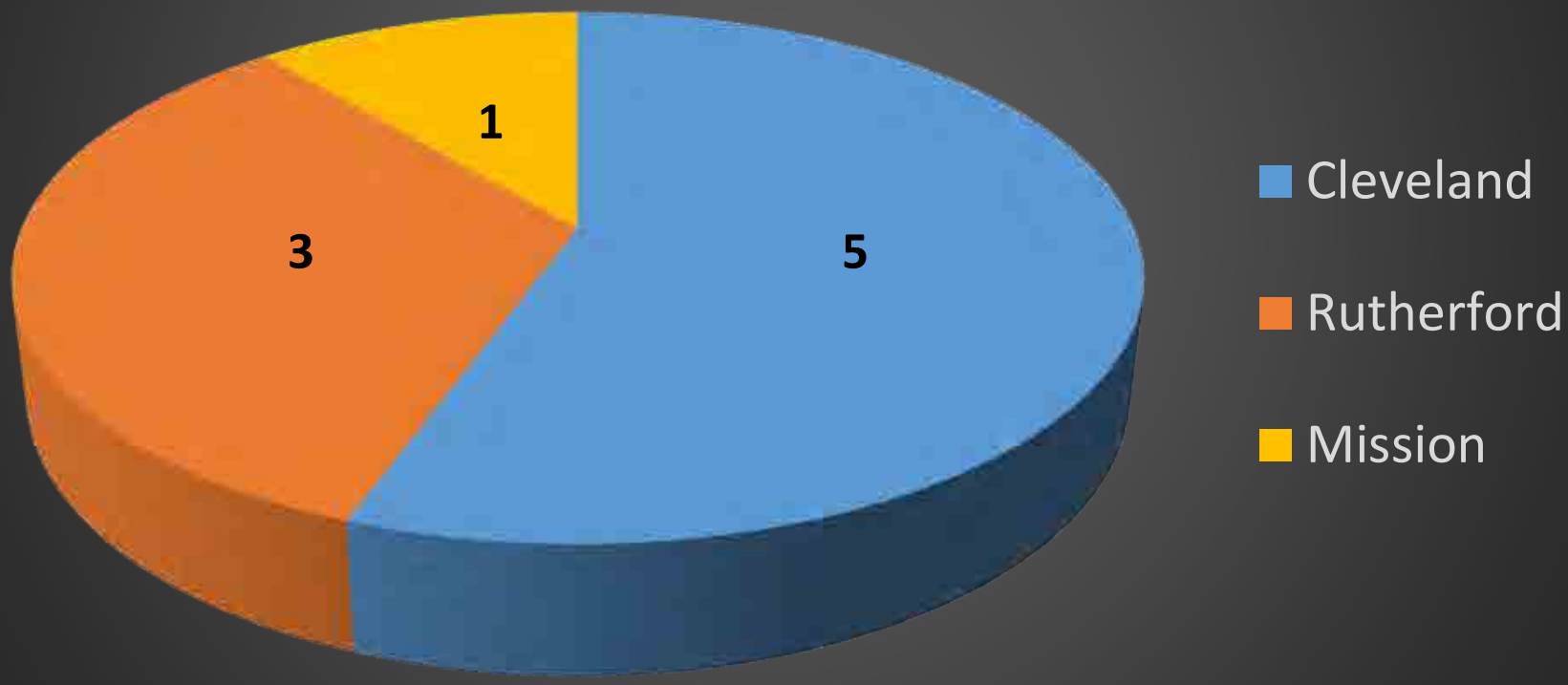

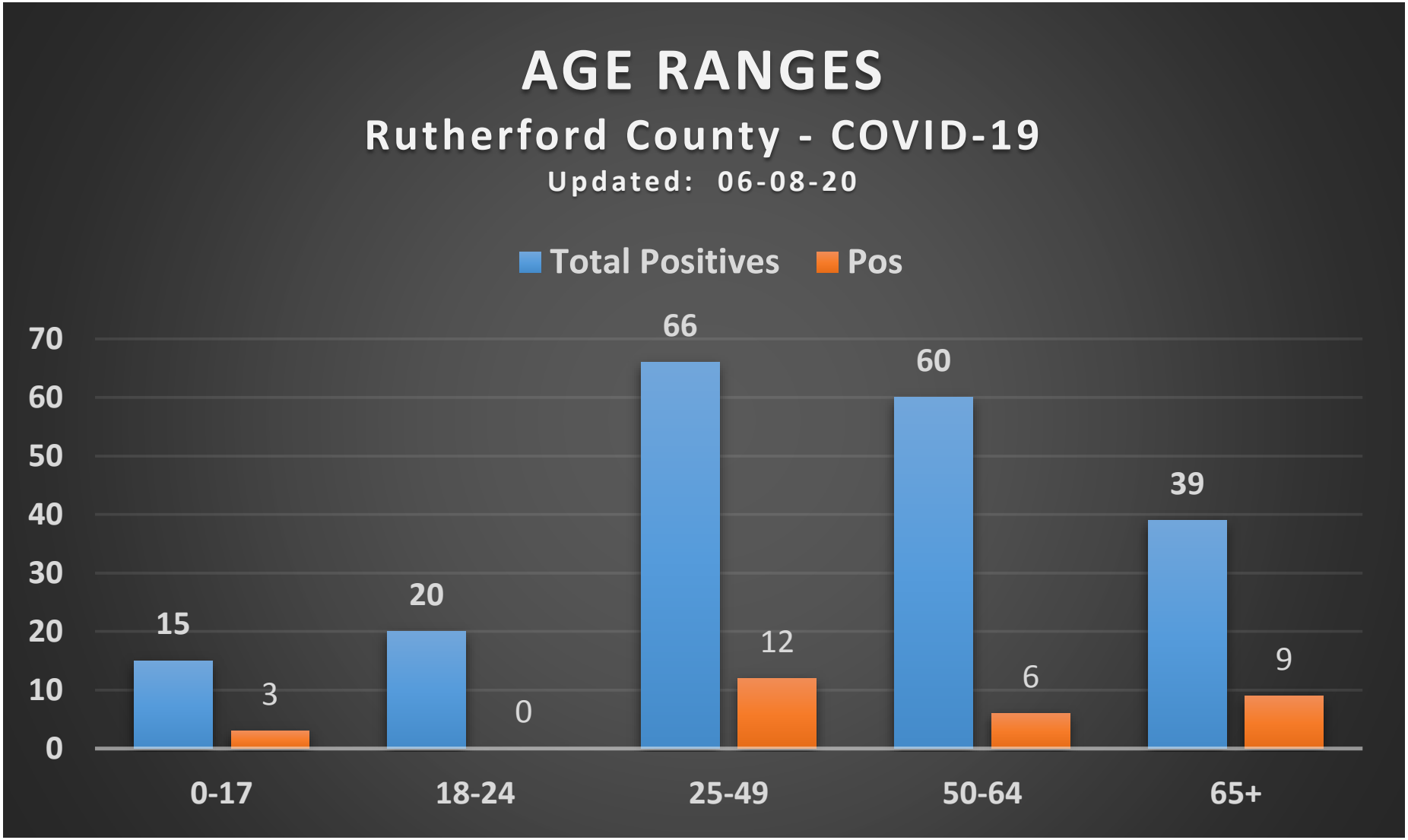
AGE RANGES
Rutherford County - COVID-19
Updated: 06-08-20
Total Positives
Pos
70
60
50
40
30
20
10
0
15
3
20
0
66
12
60
6
39
9
0-17
18-24
25-49
50-64
65+

ETHNICITY DISTRIBUTION

Rutherford County - COVID-19

Updated: 06-08-20

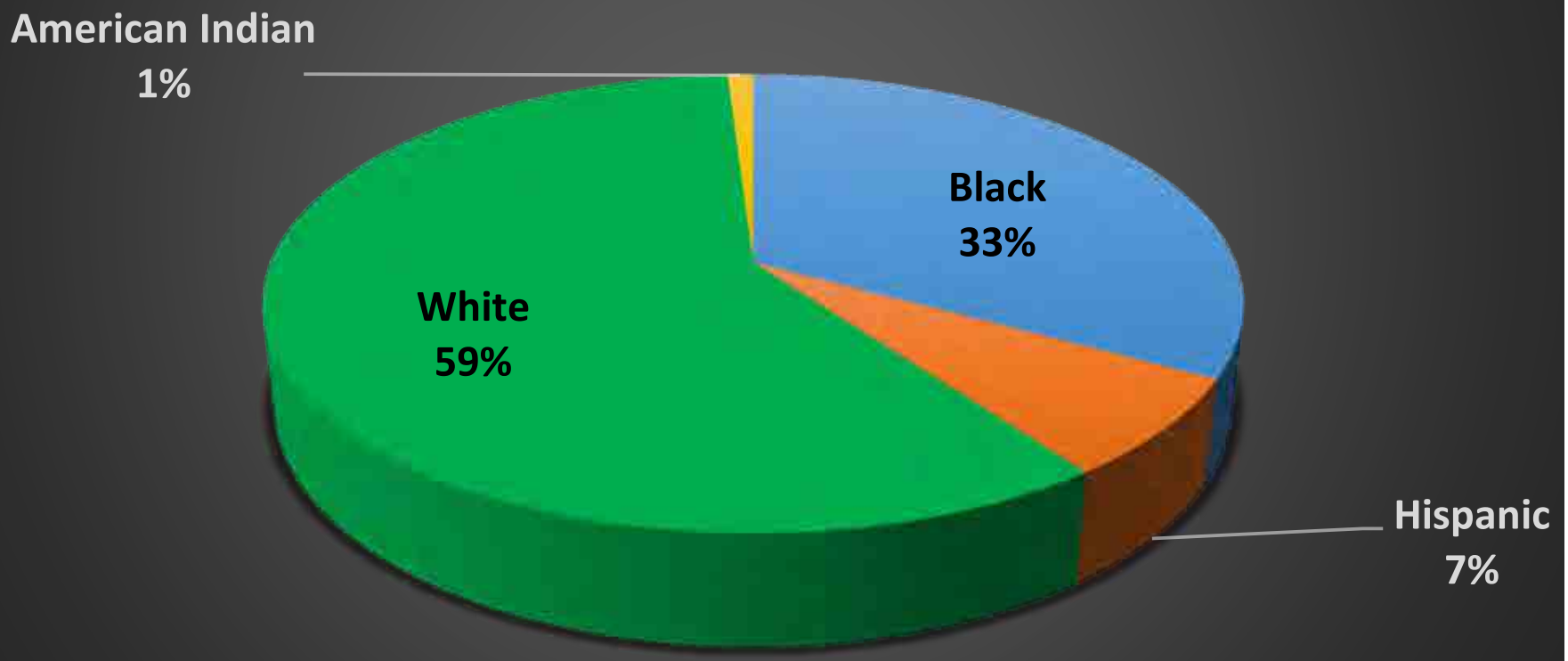

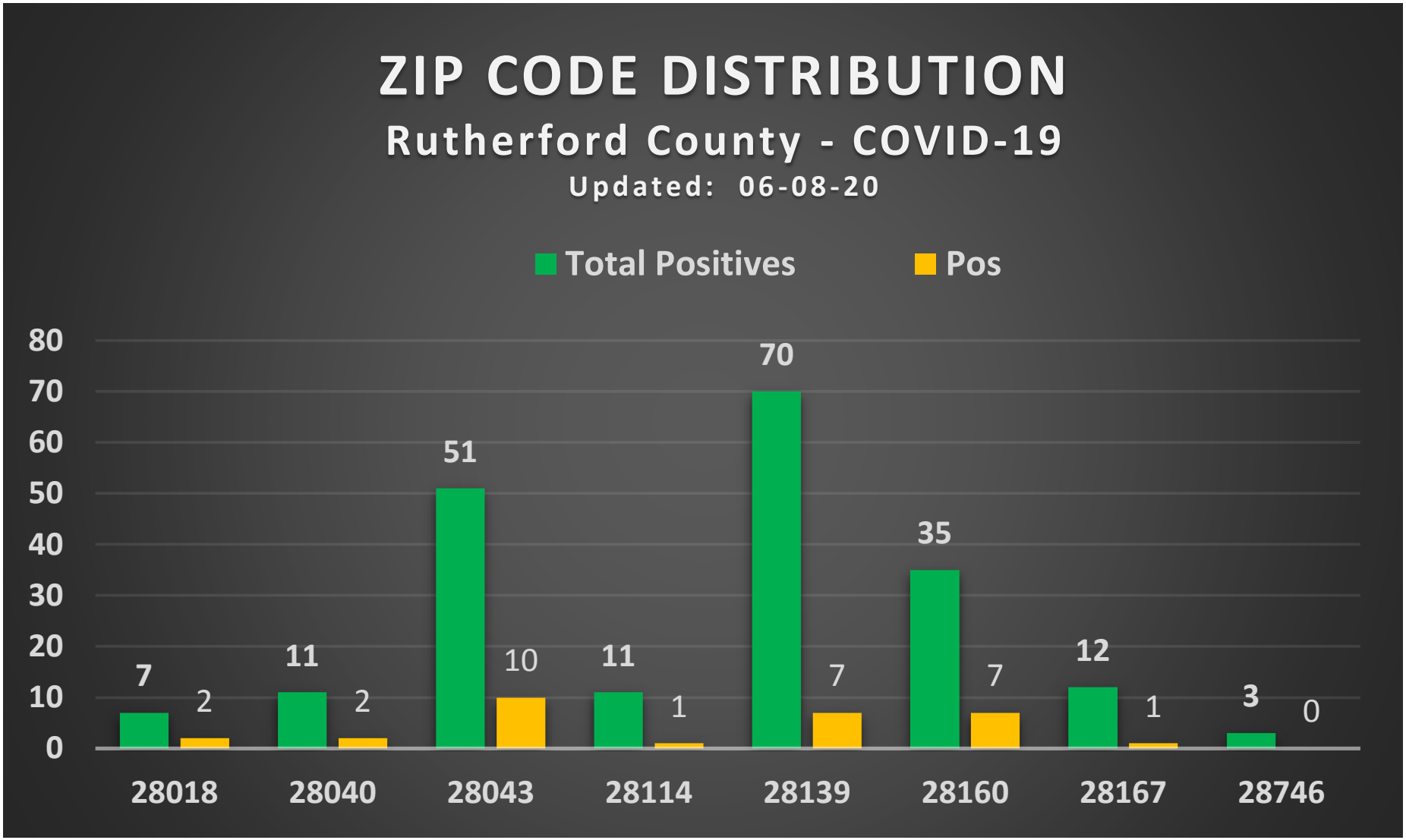
ZIP CODE DISTRIBUTION
Rutherford County - COVID-19
Updated: 06-08-20
Total Positives
Pos
80
70
60
50
40
30
20
10
0
7
2
11
2
51
10
11
1
70
7
35
7
12
1
3
0
28018
28040
28043
28114
28139
28160
28167
28746

RUTHERFORD COUNTY
COVID-19 Positive Map by Zip Code

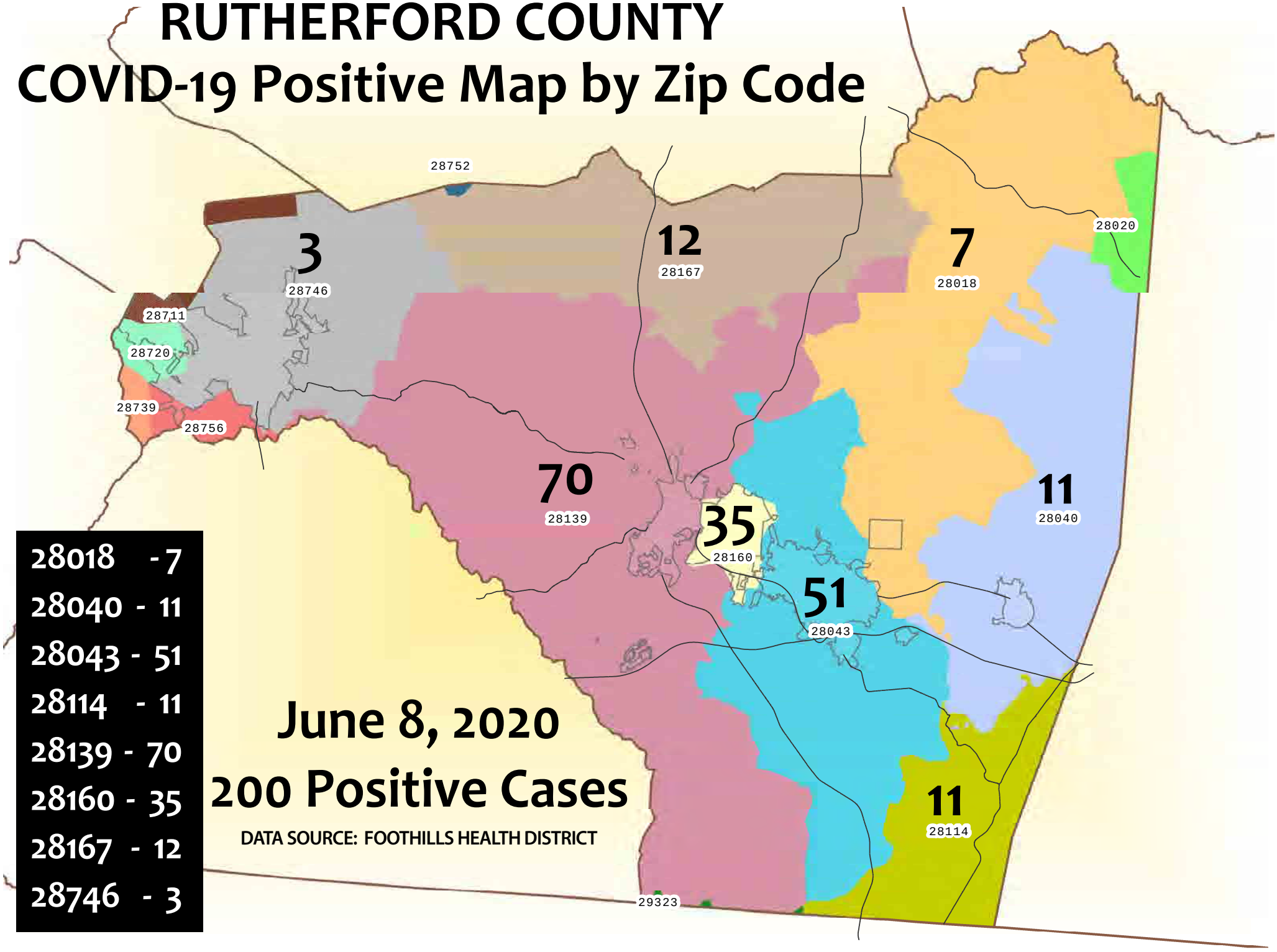

28018	- 7
28040	- 11
28043	- 51
28114	- 11
28139	- 70
28160	- 35
28167	- 12
28746	- 3

June 8, 2020
200 Positive Cases

DATA SOURCE: FOOTHILLS HEALTH DISTRICT